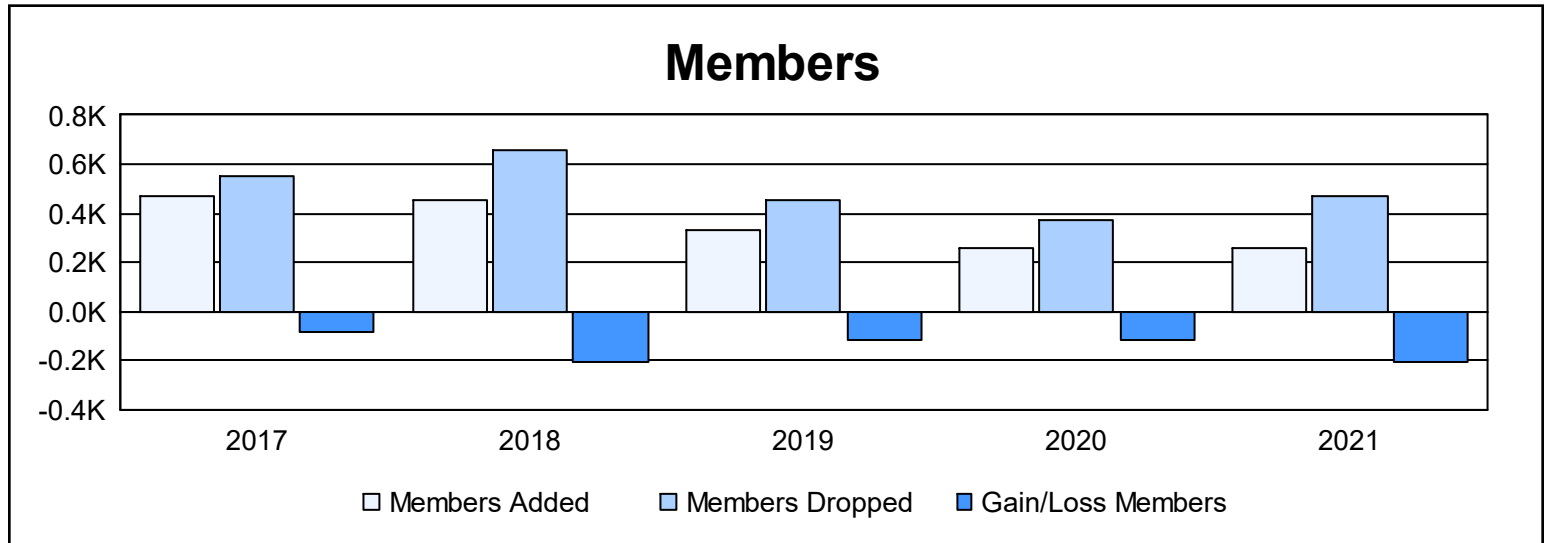
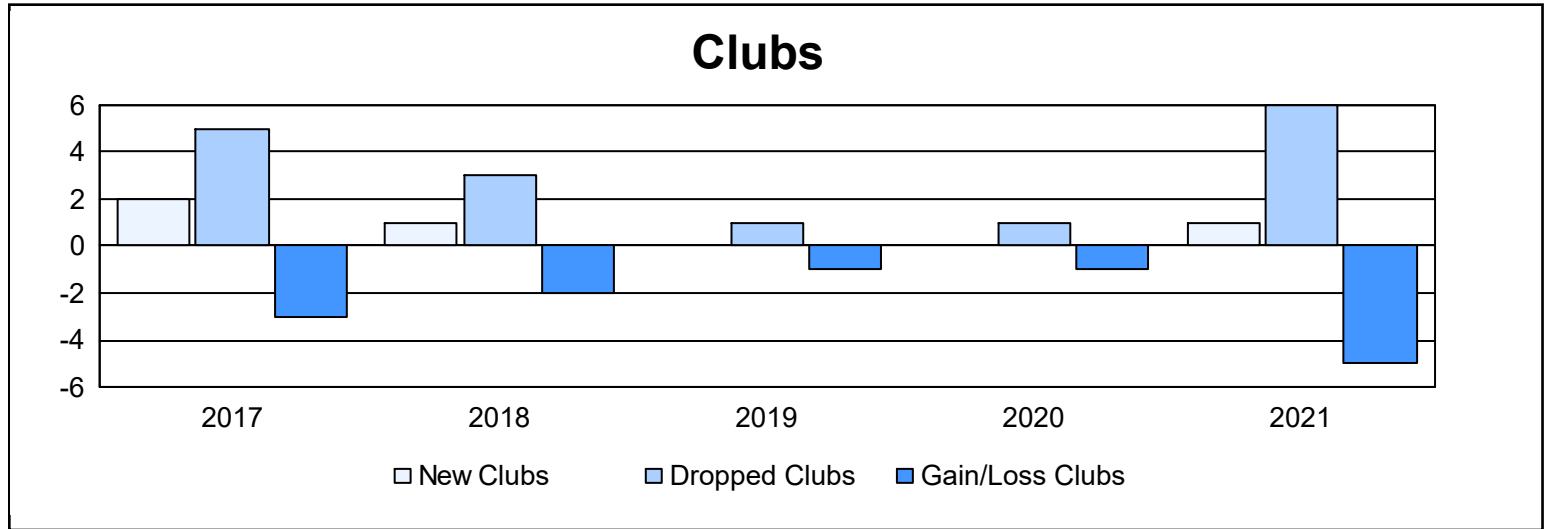


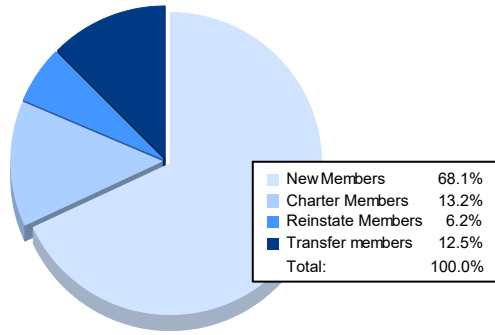
**Multiple District C**

As of June 2021 Cumulative

Year	New Clubs	Dropped Clubs	Gain/ Loss Clubs	New Members	Charter Members	Reinstate Members	Transfer Members	Total Member Added	Total Members Dropped	Gain/ Loss Members
2016-2017	2	5	-3	362	55	26	25	468	554	-86
2017-2018	1	3	-2	361	37	12	40	450	658	-208
2018-2019	0	1	-1	287	6	21	20	334	451	-117
2019-2020	0	1	-1	222	1	15	18	256	375	-119
2020-2021	1	6	-5	175	34	16	32	257	466	-209
<b>Average</b>	<b>1</b>	<b>3</b>	<b>-2</b>	<b>281</b>	<b>27</b>	<b>18</b>	<b>27</b>	<b>353</b>	<b>501</b>	<b>-148</b>



### Membership Composition June 2021 Cumulative



### Gender Composition June 2021 Cumulative

